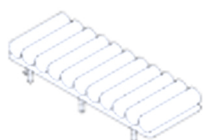
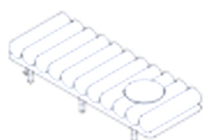


Designer: Studioepe

▽ Dimensions



Cod. OFIVB200
W 200 D 75 H 40,5 cm



Cod. OFIVA200
W 200 D 75 H 46,5 cm
H seat 40,5 cm



Cod. OFIVC200
W 200 D 75 H 68 cm
H seat 40,5 cm



Cod. OFIVD200
W 200 D 79,5 H 68 cm
H seat 40,5 cm



Cod. OFIVE200
W 200 D 84 H 68 cm
H seat 40,5 cm



Cod.
OFIVF200/OFIVG200
W 200 D 79,5 H 68 cm
H seat 40,5 cm

▽ Materials and finishes

Internal structure: 25 mm poplar plywood.

Padding: differentiated – density polyurethane foam.

Support in gray painted iron T03.

Structure: open pore stained ash in two colors.

Mattress: memory foam.

Upholstery: non removable cover.

Base:



T122




T134

Coffee table: in metal T03 or in concrete in various finishes.

Top:



T03




T123



T124



T125



Ash structure 41%
Padding 32%
Upholstery 19%
Metal 4%
Poplar plywood 3%